

KOMPLET: RAS-140

AUTOMATSKI MOTOR ZA KRILNU KAPIJU (VRATA): SPOLJNA PRIMENA (IP66)
- KOMPLET

Six major advantages of the product!



- 1 Low power consumption, silent
- 2 Small size, big power
- 3 Intelligent circuit protection
- 4 Rebound protection when encountering obstacles
- 5 Rain and lightning protection
- 6 Maximum weight 200KG

SLEDI DETALJNIJE



+381 11 355 7599
+381 63 598 017
office@aspekt.rs



NIŽE U ORIGINALU

Side Mount Garage Door Opener with 90 Degree

- > Range of application: Various flat-open doors with the width $\leq 1200\text{mm}$ and the weight $\leq 120\text{Kg}$
- > Open angle: 90° ; Power supply: DC24V 5A
- > Open/Close speed: 1-9 gears, adjustable (corresponding opening time 10-3S)
- > Dimensions: 274x85x129mm
- > Low consumption, static power: 0.5W, maximum power: 25W.
- > Super silence, working noise less than 50 dB.; Small size, easy installation.
- > Support multiple signal input, relay signal, voltage signal (5-24V).
- > Motor over-current, overload, short-circuit protection.
- > Intelligent resistance, push-door reverse protection.
- > Motor current (thrust), speed accurate regulation.
- > Self-learning limitation, abandoning tedious limitation debugging.
- > Enclosed shell, rain and dust proof.

Range of application	Various flat-open doors with the width $\leq 1200\text{mm}$ and the weight $\leq 120\text{Kg}$
Open angle	90°
Power supply	DC24V 5A
Rated power	25w
Static power	0.5W (no electromagnetic lock)
Open/Close speed	1-9 gears, adjustable (corresponding opening time 10-3S)
Open hold time	1~99 seconds
Operating temperature	$-20^\circ\text{C}\sim 60^\circ\text{C}$
Operating humidity	30%~95%(no condensation)
Atmospheric pressure	700hPa ~1060hPa
Dimensions	274x85x129mm
Power box size	237x134x60mm
Packing box size	370x340x150mm
Weight	9kg



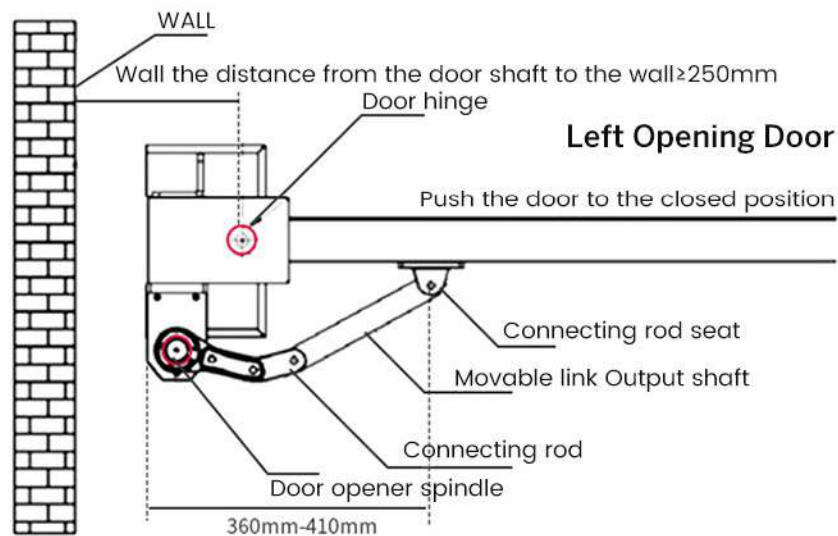
+381 11 355 7599
+381 63 598 017
office@aspekt.rs

INSTALLATION METHOD

Side Mounted Automatic Door Operator

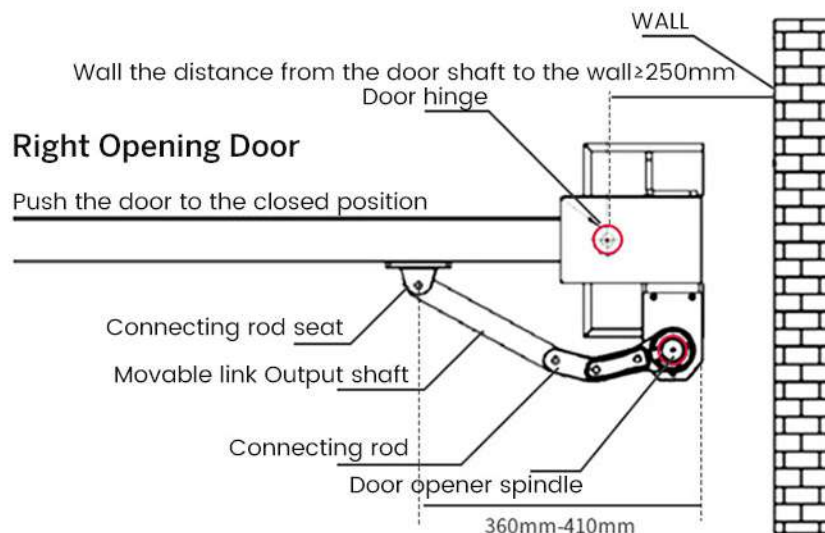
Installation method and dimensions of the left door

1. When installing the door opener, please ensure that the two dimensions of 90mm and 220-280mm are correct, otherwise the door opener will not work normally;
2. The installation method and dimensions of the left door are shown in the figure below:



Installation method and dimensions of the right door

1. When installing the door opener, ensure that the two dimensions of 90mm and 220-280mm are correct, otherwise the door opener will not work correctly;
2. The installation method and dimensions of the right door are shown in the following figure:




+381 11 355 7599
+381 63 598 017
office@aspekt.rs



German technical pure copper movement


High-speed and stable power output, continuous large suction, and long service life



+381 11 355 7599
+381 63 598 017
office@aspekt.rs

Various installation methods

The installation position can be up, middle or down.



KRAJ



+381 11 355 7599
+381 63 598 017
office@aspekt.rs